



SLIMPACT[®]

MOTION DOOR

SLIMPACT® Motion Door

FEATURES+BENEFITS

- Concealed, in-floor, self-contained operator - meets guidelines for preserving historic buildings
- Power-open, spring-close operator - functions as a manual door during loss of power
- Smooth and silent operation (<70 db) - unlimited application opportunities
- AC synchronous 1/3 HP motor - wear-free drive principle
- Internal adjustable end-stop in closing direction - no external floor stop required, eliminates tripping hazard
- Motor power boost closure - ensures doors close in harsh and windy environments
- Motor hold closure - assists in holding doors closed in unbalanced buildings
- Adjustable closing spring-force - allows for doors to be fine-tuned to the environment
- No mechanical switches and/or magnets used for door position - eliminates costly services and down time
- Power-open and hold-open capabilities - excellent options for smoke evacuation doors
- Large door opening - maximum 100 degrees
- ANSI/UL-325 Listed - United States and Canada
- Dual-purpose operator - meets ANSI Standards A156.10 and ANSI A156.19

MANUAL CONTROLS

SLIMPACT® Motion Door can incorporate a variety of push button switches, manual push or pull controls, remote control or simply use it as a manual door. These control options offer barrier free access to assist the physically challenged.

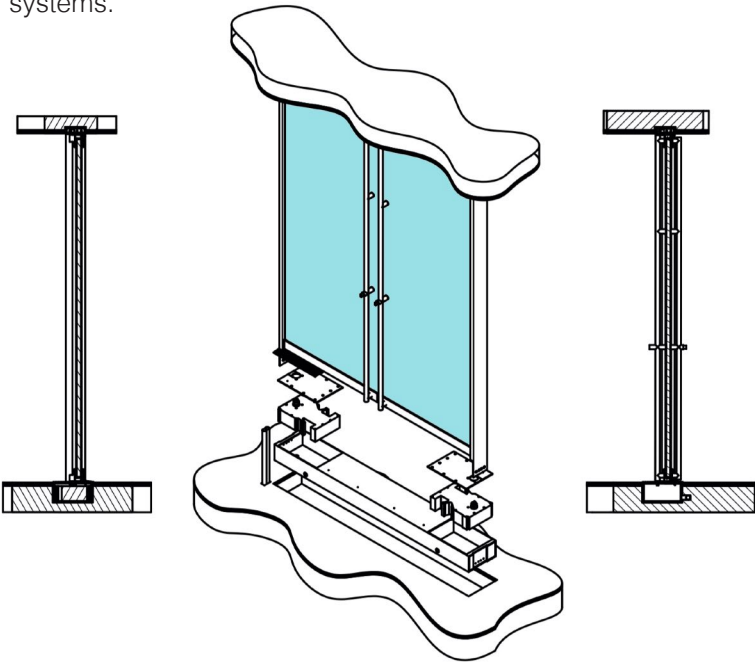
- PUSH PLATE (Manual + Wireless)
- PUSH PADS (Manual)
- PUSH BUTTONS (Manual + Wireless)
- HAND HELD TRANSMITTERS (Wireless)

Note: Door controls and operators are sold and installed separately from the SLIMPACT® Motion Door System.

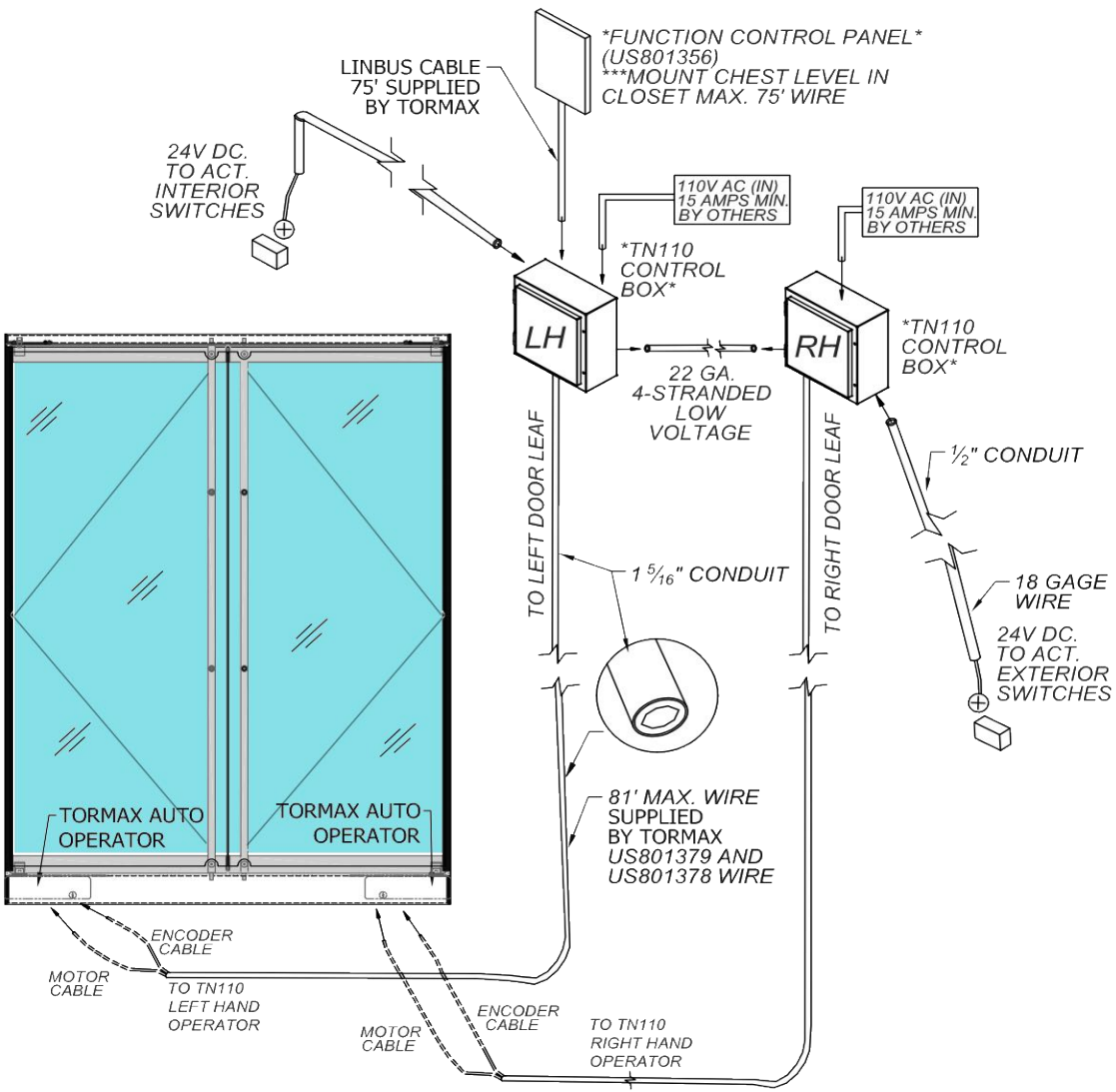


SLIMPACT® Motion Door is an automated impact-resistant door that offers clean lines and minimal framing, providing unobstructed views while still meeting Florida's large missile impact requirements. This innovative design by Faour Glass Technologies allows architects, designers and owners an automated glass door solution that won't compromise on style, safety or hurricane protection.

The SLIMPACT® Motion Door easily integrates with any of our Slimpack® Window Wall systems, as well as other impact glazing systems.



SLIMPACT® Motion Door Wiring Detail




The referenced wiring detail is for illustration purposes only. The actual wiring configuration for the SLIMPACT® Motion Door will be provided on a job specific basis. The architect, engineer and/or general contractor will be responsible for designing, verifying and coordinating the switch locations.



Operator System

The SLIMPACT® Motion Door operator system is low maintenance. Built-in, automated monitors offer electronic reversing action upon detecting obstructions in both the opening and closing directions. Fine-tuned, precision programming encompasses internal and external peripherals (such as safety sensors) that monitor swing areas and allow the end user independent adjustment capabilities, making this system compliant with ANSIS A156.10 and ANSI A156.19 standards.



Tormax iMotion 1401



SLIMPACT®

FRAMELESS IMPACT GLAZING SOLUTIONS

Window Walls Pivot & Automated Entry Doors Skylights Railings



About Faour Glass Technologies and SLIMPACT® – An innovator in stunning, high-performance residential and commercial glazing since 1975, Faour Glass Technologies offers complete integration—from design through engineering to fabrication and installation—providing some of the most unique custom glass solutions in the world. SLIMPACT®, a Faour Glass Technologies innovation, is the first frameless, glass, impact glazing system that offers the combination of beauty, elegance, and performance.

5119 West Knox Street | Tampa, FL 33634 | 813.884.3297 | www.faourglass.com

[Facebook](#) | [Twitter](#) | [Linkedin](#) | [YouTube](#) | [Houzz](#)